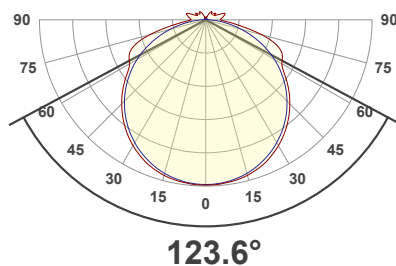


OPTIQUE LAB Results

Zonal Lumen Summary

Zone	Lumens	% Fixture
0° – 15°	13.6 lm	
0° - 30°	50.9 lm	
0° - 45°	102 lm	
0° - 60°	153 lm	
0° - 75°	194 lm	
0° - 90°	212 lm	

Total Lumen Output: 230

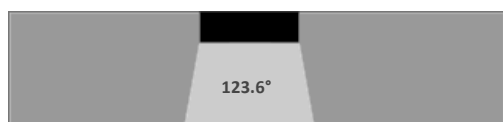


Beam Angle

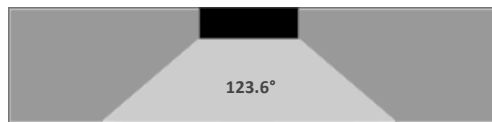
<60°

>60°

BEAM ANGLE



BEAM ANGLE

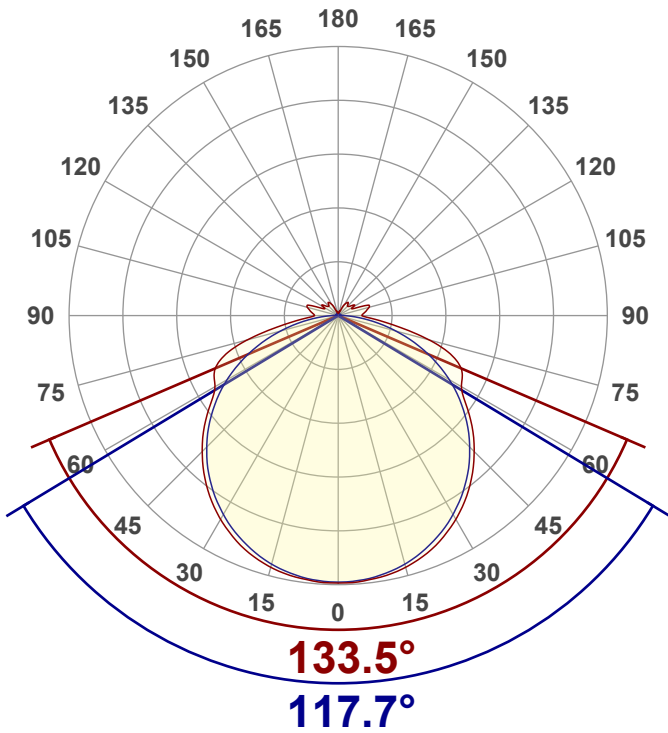


FootCandles

Distance	Foot Candles
1'	64 fcd
1.5'	29 fcd
2'	16 fcd
2.5'	10 fcd
3'	7 fcd
4'	4 fcd
5'	3 fcd
6'	2 fcd
9'	1 fcd
12'	0 fcd

OPTIQUE LAB Results

Angular Distribution 0 – 90°



Color Vector Graphic

		Graphic shifts (%)	
Hue Bin	R _f	Chroma	Hue
1	93	2%	1%
2	93	3%	-2%
3	93	1%	-3%
4	91	-4%	-4%
5	90	-7%	-2%
6	95	-2%	2%
7	93	-2%	4%
8	91	1%	5%
9	89	2%	8%
10	91	2%	5%
11	89	5%	5%
12	93	3%	-1%
13	93	2%	-3%
14	93	0%	3%
15	90	3%	-1%
16	89	4%	-3%

